











Art Long term Plans (Based on AccessArt Split Curriculum)

Pathways: <small>(Black font represent school adaptations)</small>	<u>Drawing and Sketch books</u>	<u>Surface and Colour</u>	<u>Working in 3 Dimensions</u>
	Autumn Term	Spring Term	Summer Term
KS1 Year A	<p style="text-align: center;"><u>Sculpture</u></p> <p>Using Natural materials to create Nature and textile art. Explore clay techniques to create animal sculptures. Visit to Rydal Hall to see Textile Sculptures.</p> <div style="display: flex; justify-content: space-around;">   </div> <p>Artist Study: Andy Goldsworthy, Diane Stamdén (Local Artists).</p>	<p style="text-align: center;"><u>Expressive Painting</u></p> <p>Explore how painters sometimes use paint in an expressive and gestural way. Explore colour mixing and experimental mark making to create abstract still life.</p> <p>Artist Study: Marena Zacarias, Charlie French, Vincent Van Gogh, Cezanne</p> <div style="display: flex; justify-content: space-around;">   </div>	<p style="text-align: center;"><u>Slick Transformation Project</u></p> <p>Explore how you can transform a familiar object into new and fun forms.</p> <p>Sophie Martin: Whole school art workshop day. Water colour and ink.</p> <p>Presented as Collaborative Piece</p> <div style="text-align: center;">  </div> <p>Artist Study: Chris Kenny</p>
KS1 Year B	<p style="text-align: center;"><u>Spirals</u></p> <p>Using drawing, collage and mark-making to explore spirals. Introducing sketchbooks. Curriculum Link to Fossils and Dinosaurs. Link to Healthy eating/Body- Yayoi Kusama.</p> <div style="display: flex; justify-content: space-around;">   </div> <p>Artist Study: Molly Haslund, Yayoi Kusama</p>	<p style="text-align: center;"><u>Simple Printmaking</u></p> <p>Explore simple ways to make a print. Use line, shape, colour and texture to explore pattern, sequencing and symmetry. Curriculum Link to Chinese new year and Dragons.</p> <div style="text-align: center;">  </div> <p>Artist Study: N/A</p>	<p style="text-align: center;"><u>Making Birds</u></p> <p>Sculptural project beginning with making drawings from observation, exploring media, and transforming the drawings from 2d to 3d to make a bird.</p> <p>Curriculum links to Sea Birds. Create their own bird inspired by animals under the sea. Use ideas from 'Exploring Water' colour to use accidental marks for texture and pattern.</p> <div style="text-align: center;">  </div> <p>Presented as Collaborative Piece</p> <p>Artist Study: John Ruskin (Local Artist), Andrea Butler, Various artists.</p>

Art Long term Plans (Based on AccessArt Split Curriculum)

LKS2 Year A

Sculpture, Structure, Inventiveness & Determination What can artists learn from nature?



Artist Study: Marcus Coates

Cloth, Thread, Paint

Explore how artists combine media to create work in response to landscape. Use acrylic and thread to make a painted and stitched piece.

Bring in Artist Peter Thorpe's expressive paintings of space, use card instead of cloth. Focus on Expressive Painting.



Artist Study: Alice Kettle, Hannah Rae, Peter Thorpe.

Storytelling Through Drawing

Explore how artists create sequenced drawings to share and tell stories. Create accordion books or comic strips to retell poetry or prose through drawing.

Link to Sophie Martin Illustrations (Whole school art workshops on illustrations and maps).8



Collaborative Piece


Artist Study: Rosie Hurley, Inbal, Leitner, Roald Dahl, Quentin Blake, Sophie Martin (Local Artist).

LKS2 Year B

Gestural Drawing with Charcoal

Making loose, gestural drawings with charcoal, and exploring drama and performance.

Curriculum Link- Greek Myths (See Twinkle Greek Myths Charcoal activity) Final piece: Charcoal drawing of a Mythical Creature.



Artist Study: Heather Hansen, Laura Mckendry, Edgar Degas

Exploring Still Life

Explore artists working with the genre of still life, contemporary and more traditional. Create your own still life inspired art work.

Curriculum Link: Still life of Roman artefacts. Roman Food clay tiles- **apples, pears, plums, chestnuts, figs and grapes.**



Collaborative Piece

Artist Study: Paul Cezanne.

Various examples of still life artwork to compare and contrast: Peter Claesz, Melchoir d'Hondecoater, Jan Davidz, Jacob, Vosmaer, Hilary Pecis, Nicole Dyer, Baas Meeuws, Hirasho Sato.

Making Animated Drawings

Explore how to create simple moving drawings by making paper "puppets" and animate them using tablets.

Curriculum link to History: Viking and Anglo Saxon invasions. Inspired by the Bayeux Tapestry, Children to use water colour and pen to design puppets and backgrounds for a short animation.



Artist Study: Lauren Child, Steve Kirby, Andrew Fox, Lucinda Scheiber. Bayeux Tapestry.


Art Long term Plans (Based on AccessArt Split Curriculum)

UKS2 Year A

2D Drawing to 3D Making

Explore how 2D drawings can be transformed to 3D objects. Work towards a sculptural outcome or a graphic design outcome.

Curriculum link to History Polar Explorers. Adapted for Polar Animals.



Artist Study: Lubaina Himid, Claire Harrup

Fashion Design

Explore contemporary fashion designers and create your own 3d fashion design working to a brief.

Curriculum Link to History: **How did British culture change in the 20th Century?**



Collaborative Piece


Artist Study: Alice Fox, Rahul Mishra, Pyer Moss, Tatyana Antoun, Hormazd Narielwalla.

Mixed Media Land & City Scapes

Explore how artists use a variety of media to capture spirit of the place. Develop the aspect of working in 3Dimensions.

Curriculum link to Geography: What are Britain's National Parks- Lake District.

Visiting Artist: Sophie Martin watercolour and ink mapping.



Collaborative Piece

Artist Study: Vanessa Gardiner, Shoreditch Sketcher, Kittie Jones, Sophie Martin (Local Artist).

UKS2 Year B

Typography & Maps

Exploring how we can create typography through drawing and design, and use our skills to create personal and highly visual maps.

Curriculum Link to European Geography and Outdoor learning.



Artist Study: Louise Fili, Grayson Perry, Paula Scher, Chris Kenny.

Set Design

Explore creating a model set for theatre or animation inspired by poetry, prose, film or music.

Curriculum Link English.



Artist Study: Rae Smith, Fausto Melotti, Tiny Inventions, Rose Hurley, Gabby Savage-Dickson.

Activism

Explore how artists use their skills to speak on behalf of communities. Make art about things you care about.

Curriculum link to Geography- Fair Trade.



Artist Study: Luba Lukova, Faith Ringgold, Shepard Fairey

OR

Exploring Identity

Discover how artists use layers and juxtaposition to create artwork which explores identity. Make your own layered portrait.

Curriculum Link History, the industrial revolution. Artist L.S Lowry portraits and sketching in the streets.



Artist Study: Njideka Akunyili Crosby, Yinka Shonibare, Thandiwe Muriu, Mike Barrett. L.S Lowry (Northern Artist of the industrial revolution).



Art Long term Plans (Based on AccessArt Split Curriculum)